


Zerlegbare Log. - Per. Breitband-Antenne VUSLP 9111 F
Demountable Log. - Per. Broadband Antenna VUSLP 9111 F


Beschreibung:

Zerlegbare linear polarisierte logarithmisch periodische Breitbandantenne in Aluminiumausführung für Empfangs- und Sendeanwendungen, besonders geeignet für Mobileinsatz.

Description:

Demountable linear polarised logarithmic periodic broadband antenna (aluminium tubing) for receive and transmit applications, especially suitable for mobile and portable applications.

Technische Daten:		Specifications:
Frequenzbereich, nominell:	80 MHz...3 GHz	<i>Nominal frequency range:</i>
Nutzbarer Frequenzbereich:	75 MHz ... 4 GHz	<i>Usable frequency range:</i>
Isotropiegewinn:	typ. 6.3 dBi + / - 1.3 dB	<i>Isotropic gain:</i>
Antennenfaktor:	4 ... 35 dB/m	<i>Antenna factor:</i>
Impedanz, nominell:	50 Ω	<i>Nominal impedance:</i>
Stehwellenverhältnis SWR typisch:	1.5	<i>Standing wave ratio SWR typical:</i>
Vor- Rückverhältnis:	typ. 20 dB	<i>Front to back ratio:</i>
Polarisationsentkopplung:	>20 dB (80 MHz..3 GHz)	<i>Cross polarisation rejection:</i>
3 dB Öffnungswinkel typ.(E-Ebene):	45°-65°	<i>3 dB beamwidth typ. (E-Plane):</i>
3 dB Öffnungswinkel typ.(H-Ebene):	90°-120°	<i>3 dB beamwidth typ. (H-Plane):</i>
Max. Eingangsleistung:	1000 W (<300 MHz) 300 W (1 GHz)	<i>Max.input power:</i>
Anschlussart: N-Buchse		<i>N-connector female</i>
Zentralbefestigung:	3/8" & M 12	<i>Center mount:</i>
Breite x Länge x Dicke:	1.34 x 1.53 x 0.11 m	<i>width x length x thickness:</i>
Gewicht:	3.0 kg	<i>Weight:</i>
Empfohlenes Zubehör:	AM 9144 Mast KG 9201 Adapter CCA 9111 F	<i>Recommended accessories:</i>



Die VUSLP 9111 F ist eine zerlegbare logarithmisch-periodische Breitband Antenne (LPDA) für den Frequenzbereich (75) 80 MHz bis 3 (4) GHz.

Für Transport und raumsparenden Lagerung ist die VUSLP 9111 F mit Schnelltrennstellen versehen. Diese Schnelltrennstellen ermöglichen eine werkzeuglose Demontage der hinteren Antennenteile innerhalb von wenigen Sekunden.

Nach der Demontage der hinteren Elemente sinkt die Größe der Antenne um etwa die Hälfte.

Die VUSLP 9111 F ist daher gut geeignet für portable Anwendungen.

Optional:

- Transport Koffer CCA 9111 F
- Mastadapter für Messwagen inkl. polarisationswechsel.

The VULSP 9111 F is a demountable logarithmic-periodic broadband Antenna (LPDA) for the frequency range (75) 80 MHz up to 3 (4) GHz.

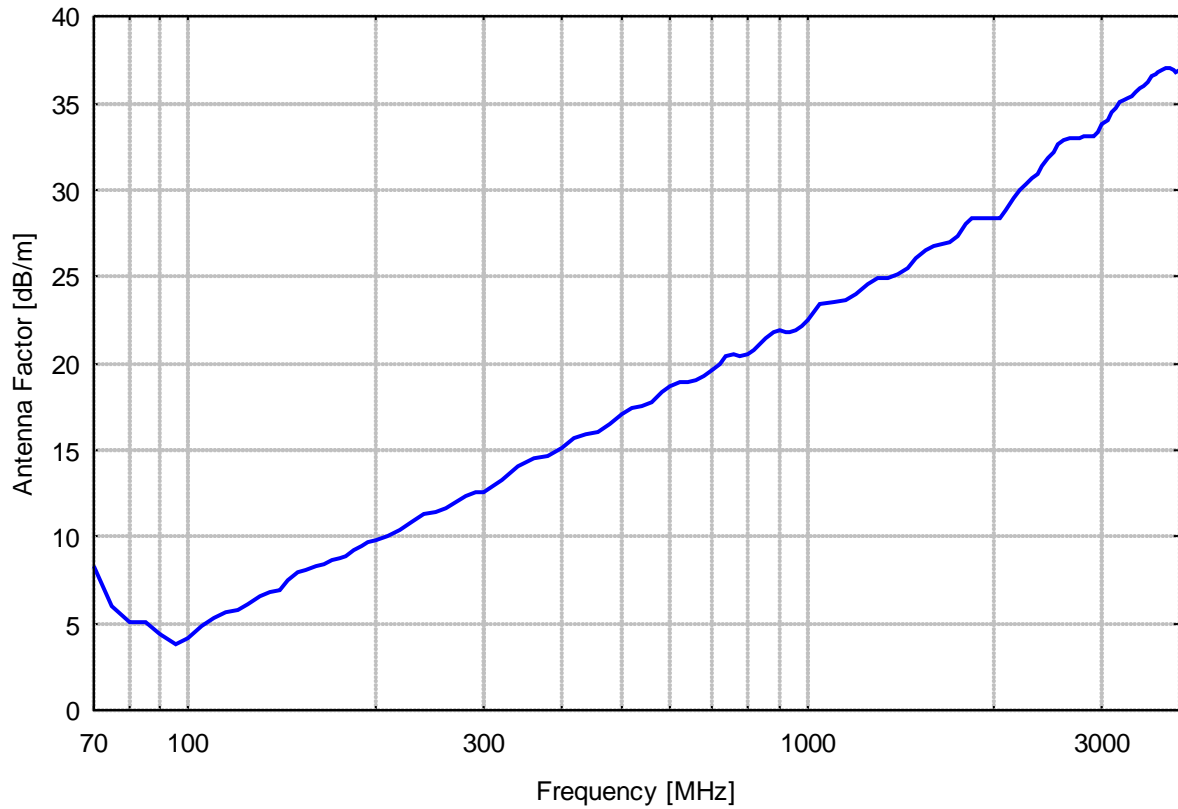
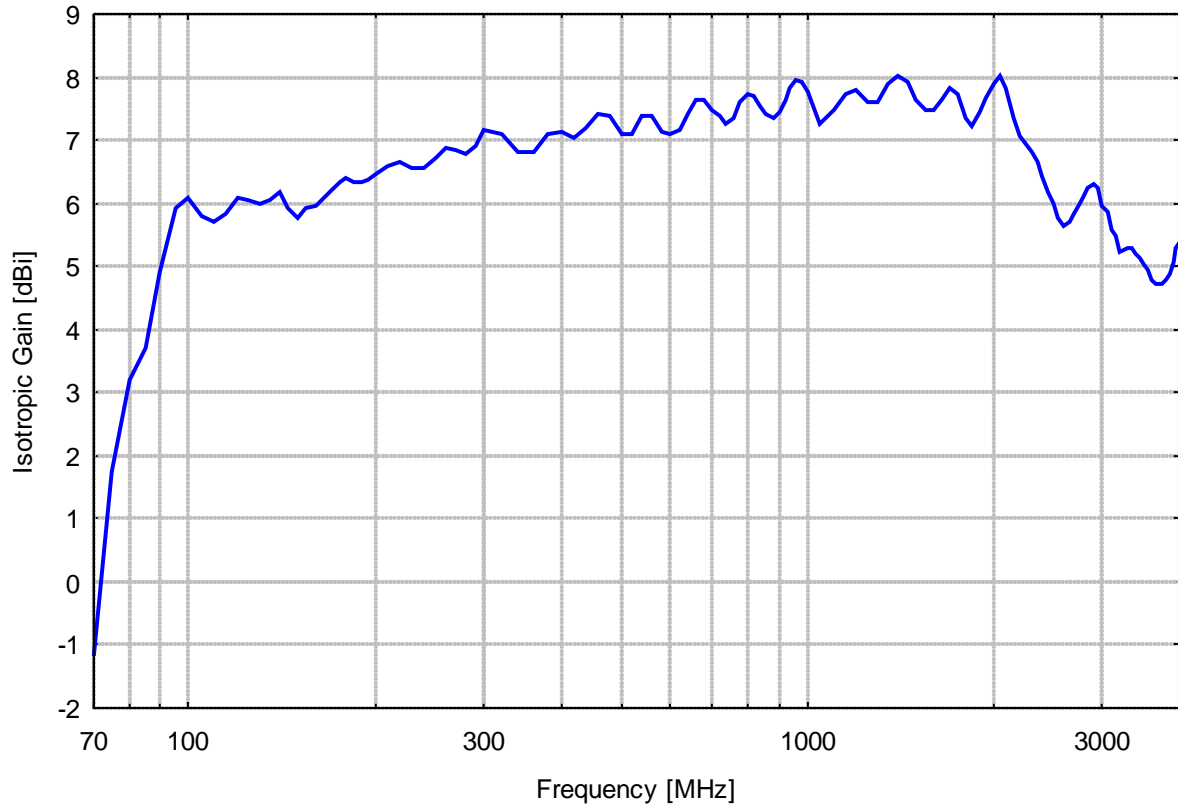
For transport and space saving storage the VUSLP 9111 F is delivered with fast links. The fast links allow to demount the rear elements within a few seconds without any tools.

After demounting the rear elements the antenna size remains half.

The VUSLP 9111 F is suitable for portable applications like in monitoring vehicles.

Optional:

- *transport case CCA 9111 F*
- *Mast adapter for masts on monitoring cars, incl. polarisation change.*



Frequency MHz	Gain(Isotr.) dBi	Ant.-Factor dB/m
65.00	-6.19	12.67
70.00	-1.17	8.29
75.00	1.74	5.98
80.00	3.21	5.07
85.00	3.72	5.09
90.00	4.92	4.39
95.00	5.93	3.84
100.00	6.09	4.13
105.00	5.80	4.85
110.00	5.71	5.34
115.00	5.82	5.61
120.00	6.09	5.72
125.00	6.07	6.09
130.00	5.98	6.52
135.00	6.07	6.76
140.00	6.18	6.96
145.00	5.92	7.52
150.00	5.77	7.97
155.00	5.92	8.11
160.00	5.97	8.33
165.00	6.10	8.47
170.00	6.21	8.62
175.00	6.35	8.73
180.00	6.40	8.92
185.00	6.35	9.21
190.00	6.33	9.47
195.00	6.39	9.63
200.00	6.47	9.77
210.00	6.61	10.06
220.00	6.65	10.41
230.00	6.58	10.88
240.00	6.57	11.25
250.00	6.71	11.47
260.00	6.87	11.65
270.00	6.85	12.00
280.00	6.78	12.38
290.00	6.90	12.57
300.00	7.17	12.59
320.00	7.09	13.23
340.00	6.83	14.02
360.00	6.81	14.53
380.00	7.12	14.69
400.00	7.15	15.12
420.00	7.05	15.64
440.00	7.19	15.90
460.00	7.42	16.06
480.00	7.38	16.47
500.00	7.12	17.08
520.00	7.10	17.44
540.00	7.38	17.49
560.00	7.39	17.79
580.00	7.14	18.35
600.00	7.10	18.68
620.00	7.17	18.90

Frequency MHz	Gain(Isotr.) dBi	Ant.-Factor dB/m
640.00	7.42	18.92
660.00	7.63	18.99
680.00	7.64	19.23
700.00	7.50	19.62
720.00	7.38	19.99
740.00	7.25	20.36
760.00	7.36	20.48
780.00	7.61	20.45
800.00	7.73	20.56
820.00	7.71	20.79
840.00	7.56	21.15
860.00	7.43	21.48
880.00	7.36	21.75
900.00	7.44	21.87
920.00	7.65	21.84
940.00	7.85	21.83
960.00	7.95	21.92
980.00	7.93	22.11
1000.00	7.77	22.45
1050.00	7.25	23.39
1100.00	7.49	23.56
1150.00	7.75	23.69
1200.00	7.80	24.00
1250.00	7.62	24.54
1300.00	7.61	24.89
1350.00	7.90	24.93
1400.00	8.03	25.11
1450.00	7.93	25.52
1500.00	7.64	26.10
1550.00	7.47	26.55
1600.00	7.49	26.81
1650.00	7.65	26.92
1700.00	7.85	26.98
1750.00	7.73	27.35
1800.00	7.35	27.98
1850.00	7.22	28.34
1900.00	7.45	28.34
1950.00	7.67	28.35
2000.00	7.91	28.33
2050.00	8.02	28.43
2100.00	7.85	28.82
2150.00	7.35	29.52
2200.00	7.06	30.01
2250.00	6.94	30.33
2300.00	6.83	30.63
2350.00	6.67	30.97
2400.00	6.45	31.37
2450.00	6.17	31.84
2500.00	5.99	32.19
2550.00	5.76	32.60
2600.00	5.65	32.87
2650.00	5.72	32.96

Frequency MHz	Gain(Isotr.) dBi	Ant.-Factor dB/m
2600.00	5.65	32.87
2650.00	5.72	32.96
2700.00	5.83	33.01
2750.00	5.99	33.02
2800.00	6.11	33.06
2850.00	6.25	33.06
2900.00	6.32	33.15
2950.00	6.25	33.36
3000.00	5.95	33.81
3050.00	5.86	34.05
3100.00	5.58	34.47
3150.00	5.49	34.70
3200.00	5.24	35.08
3250.00	5.27	35.18
3300.00	5.29	35.30

Frequency MHz	Gain(Isotr.) dBi	Ant.-Factor dB/m
3350.00	5.29	35.43
3400.00	5.21	35.64
3450.00	5.14	35.84
3500.00	5.05	36.05
3550.00	4.94	36.28
3600.00	4.79	36.55
3650.00	4.73	36.74
3700.00	4.74	36.85
3750.00	4.73	36.97
3800.00	4.79	37.02
3850.00	4.87	37.06
3900.00	5.07	36.97
3950.00	5.30	36.85
4000.00	5.39	36.87

VSWR-Plot VUSLP 9111 F

